

FILATEX MINES AND MINERALS PRIVATE LIMITED

P.NO. 111, F.NO.503, 8-3-1100/1&1100/5 JYOTHI SPLENDOR APPTS, SRI NAGAR COLONY, HYDERABAD, TELANGANA, INDIA, 500073
 BALANCE SHEET AS AT 31ST MARCH 2025
 CIN:U14290TG2022PTC164868

PARTICULARS		Note No.	As at March 31, 2025	As at March 31, 2024
I ASSETS:				
(1)	Non-current assets			
	(a) Property, Plant and Equipment	2	-	-
	(b) Capital work-in-progress		-	-
	(c) Goodwill		-	-
	(d) Other Intangible Assets		-	-
	(e) Intangible Assets under development		-	-
	(f) Biological Assets		-	-
	(g) Financial assets		-	-
	(i) Investments		-	-
	(ii) Loans	3	10,200.00	10,200.00
	(h) Deferred tax assets (net)	4	31,935.37	30,843.08
	(i) Other non-current assets		-	-
(2)	Current assets	5	-	-
	(a) Inventories		-	-
	(b) Financial assets	6	3,728.57	3,074.24
	(i) Investments		-	-
	(ii) Trade receivables		-	-
	(iii) Cash and cash equivalents	7	1,27,084.32	58,130.33
	(iv) Bank Balances other than (iii) above	8	1,941.39	255.23
	(v) Short Term Loans and advances		-	-
	(vi) Investments held for Sale	9	70,591.73	76,577.86
	(c) Other current assets	10	1,327.83	1,249.86
	TOTAL ASSETS		2,46,809.21	1,80,330.60
II EQUITY AND LIABILITIES:				
Equity				
	(a) Equity Share Capital	11	1,60,000.00	1,60,000.00
	(b) Other Equity			
	(i) Reserves and Surplus			
	(ii) Share Application Money	12	1,867.38	1,406.69
Liabilities				
(1)	Non Current Liabilities			
	(a) Financial Liabilities			
	(i) Borrowings			
	(b) Deferred tax liabilities (Net)	13	10,200.00	10,200.00
(2)	Current Liabilities	14	-	-
	(a) Financial Liabilities			
	(i) Borrowings	15	-	-
	(ii) Trade Payables	16	70,529.13	5,781.37
	(iii) Other financial liabilities		-	-
	(b) Other current liabilities		-	-
	(c) Provisions	17	4,050.84	2,601.69
	(d) Current tax liabilities(Net)	18	161.86	340.85
	TOTAL EQUITY AND LIABILITIES		2,46,809.21	1,80,330.60
Significant accounting policies and notes to the financials statements			1 to 47	

As per our report of even date

For MGR & CO

Chartered Accountants

Firm Reg No. 012787S

MGR & CO



CA M G RAO

Partner

UDIN: 25029893BMHAMM6630

Place: Hyderabad


Date: 12/05/2025





For and on behalf of the Board of Directors of
 Filatex Mines and Minerals Private Limited


FILATEX MINES AND MINERALS PRIVATE LIMITED
P.NO. 111, F.NO.503, 8-3-1100/1&1100/5 JYOTHI SPLENDOUR APPTS, SRI NAGAR COLONY,
HYDERABAD, TELANGANA, INDIA, 500073
STATEMENT OF PROFIT AND LOSS FOR THE YEAR ENDED 31ST MARCH 2025
CIN:U14290TG2022PTC164868


		(Rs. in 000's)		
	PARTICULARS	Note No.	For the period ended 31 March, 2025	For the year ended 31 March, 2024
I	Revenue from operations	19	73,259.91	52,500.00
II	Other Income	20	1,500.00	0.72
III	Total Income (I+II)		74,759.91	52,500.72
IV	Expenses:			
	Cost of Materials Consumed	21	71,867.37	50,308.59
	Changes in Inventories of Finished Goods	22	654.33	772.50
	Employee Benefits Expense	23	325.00	30.00
	Depreciation and amortization expense	2	-	-
	Finance Cost	24	-	-
	Other expenses	25	2,599.31	1,623.66
	Total Expenses		74,137.35	51,189.75
V	Profit before exceptional and extraordinary items and tax (III - IV)		622.56	1,310.97
	-Exceptional Items			
	-Prior period expenses			
VI	Profit before tax		622.56	1,310.97
VII	Tax Expense			
	- Current tax		161.86	340.85
	- Deferred tax		-	-
VII	Profit for the period (V-VI)		460.69	970.12
VIII	Other Comprehensive Income (OCI)			
	i) Items that will not be reclassified to profit & loss		-	-
	ii) Income tax relating to items that will not be reclassified to profit & loss		-	-
	Other comprehensive income for the year (net of tax)		-	-
IX	Total Comprehensive Income (VII+VIII)		460.69	970.12
X	Earnings per equity share: (Equity shares of par value of Rs.10/- each)			
	- Basic		0.00	0.01
	- Diluted		0.00	0.01
	Significant accounting policies and notes to the financials statements	1 to 47		


As per our report of even date
For MGR & CO
Chartered Accountants
Firm Reg No. 012787S

CA M G RAO
Partner
UDIN: 25029893BMHAMM6630



For and on behalf of the Board of Directors of
Filatex Mines and Minerals Private Limited

Yash Sethia
Director
DIN: 07959471




Prabhat Sethia
Director
DIN: 00699415



Place: Hyderabad
Date: 12/05/2025

FILATEX MINES AND MINERALS PRIVATE LIMITED

P.NO. 111, F.NO.503, 8-3-1100/1&1100/5 JYOTHI SPLENDOUR APPTS, SRI NAGAR COLONY, HYDERABAD, TELANGANA, INDIA, 500073
CIN:U14290TG2022PTC164868


STATEMENT OF CASH FLOWS FOR THE YEAR ENDED 31st MARCH, 2025

(Rs. in 000's)

PARTICULARS	Year ended 31-03-2025	Year ended 31-03-2024
A. CASH FLOW FROM OPERATING ACTIVITIES :		
Net profit before tax	622.56	1,310.97
Adjustment for:		
Depreciation and Amortisation	-	-
Preliminary Expenses Written off	-	-
Interest Earned	-	-
Cash Flows from Operations before changes in assets and liabilities	622.56	1,310.97
Movements in Working Capital::		
(Increase)/ Decrease in trade receivables		
(Increase)/Decrease in other Current Assets	-68,953.99	-57,950.00
(Increase) / Decrease in Inventories	-77.97	-1,014.06
(Increase) / Decrease in Loans and Advances	-654.33	-772.50
(Increase) / Decrease other Advances	5,986.13	2,368.94
Increase/ (Decrease) in Trade Payables		
Increase / (Decrease) in Short Term Provision	64,747.76	5,194.85
Increase/(Decrease) in Other current liabilities	-178.99	163.64
Change in Working Capital	1,449.14	1,496.95
Changes in non current assets and liabilities		
Decrease/(Increase) in loans & advances	-1,092.29	-4,741.95
Decrease/(Increase) in Long Term Provisions	-	-
Decrease/(Increase) in Other non Current Assets	-	800.00
Changes in non current assets and liabilities	-1,092.29	-3,941.95
Cash Generated From Operations		
Less: Taxes paid	-161.86	-340.85
Net Cash from operating activities(A)	1,686.16	-53,482.02
B. CASH FLOW FROM INVESTING ACTIVITIES		
Purchase of Property, Plant and equipment, including movement in capital work-in-progress, capital advances	-	-
Bank Balances not considered as Cash and Cash equivalents	-	-
Investment in equity Shares	-	-3,200.00
Net cash used in Investing activities (B)	-	-3,200.00
C. CASH FLOW FROM FINANCING ACTIVITIES		
Increase / (Decrease) in Share Capital	-	54,100.00
Increase / (Decrease) in Borrowings	-	-
Interest paid	-	-
Net cash Flow from Financing Activities (C)	-	54,100.00
Net Increase/(Decrease) in cash & cash equivalents [A+B+C]	1,686.16	-2,582.02
CASH & CASH EQUIVALENTS AT THE BEGINNING OF THE YEAR	255.23	2,837.25
CASH & CASH EQUIVALENTS AT THE END OF THE YEAR	1,941.39	255.23

As per our report of even date
For MGR & CO
Chartered Accountants
Firm Reg No. 012787S


M Rao
CA M G RAO
Partner
UDIN: 25029893BMHAMM6630



For and on behalf of the Board of Directors of
Filatex Mines and Minerals Private Limited

Rash Sethia
Rash Sethia
Director
DIN : 07959471

Prabhat Sethia
Prabhat Sethia
Director
DIN : 00699415



Place: Hyderabad
Date : 12/05/2025

FILATEX MINES AND MINERALS PRIVATE LIMITED
P.NO. 111, F. NO.503, 8-3-1100/1&1100/5 JYOTHI SPLENDOUR APPTS, SRI NAGAR COLONY, HYDERABAD, TELANGANA, INDIA, 500073
CIN:U14290TG2022PTC164868

Statement of Changes in Equity

For the year ended 31 March 2025

a. Equity share capital

	(Rs. in 000's)
	Amount
Balance as at the As at 31 March 2023	100.00
Changes in equity share capital during 2023-24	1,60,000.00
Balance as at the 31 March 2024	1,60,000.00
Changes in equity share capital during Quarter	-
Balance as at the 31 March 2025	1,60,000.00

b. Other equity


	Reserves and surplus				Items of Other comprehensive income (OCI)	Total
	General Reserve	Capital Reserve	Securities Premium Reserve	Retained earnings		
As at 31 March 2023	-	-	-	436.57	-	436.57
Profit or loss for the year	-	-	-	970.12	-	970.12
Other comprehensive income (net of tax)	-	-	-	-	-	-
Balance at 31 March 2024	-	-	-	1,406.69	-	1,406.69
Profit or loss for the year	-	-	-	460.69	-	460.69
Other comprehensive income (net of tax)	-	-	-	-	-	-
Balance at 31 March 2025	-	-	-	1,867.38	-	1,867.38

Significant accounting policies and notes to the financials statements


As per our report of even date
For M G R & CO
Chartered Accountants
Firm Reg No. 012787S

M G Rao

CA M G RAO
Partner
UDIN: 25029893BMHAM6630
Place: Hyderabad
Date: 12/05/2025




For and on behalf of the Board of Directors of
Filatex Mines and Minerals Private Limited



Prabhat Semla
Director
DIN: 00699415

Prabhat Semla
Director
DIN: 07999471

FILATEX MINES AND MINERALS PRIVATE LIMITED		P.NO. 111, F.NO.503, 8-3-1100/1&1100/5 JYOTHI SPLENDOUR APPTS, SRI NAGAR COLONY, HYDERABAD, TELANGANA, INDIA, 500073				
CIN:U14290TG2022PTC164868		Notes to the financial statements				
NOTE NO. 2: PROPERTY, PLANT AND EQUIPMENT:		(Rs. in 000's)				
	Computers	Furniture and Fixtures	Plant & Machinery	Vehicles	Office Equipment	Total
Deemed cost (gross carrying amount)	-	-	-	-	-	-
As at March 31, 2023	-	-	-	-	-	-
Additions	-	-	-	-	-	-
Disposals	-	-	-	-	-	-
As at March 31, 2024	-	-	-	-	-	-
Additions	-	-	-	-	-	-
Disposals	-	-	-	-	-	-
As at March 31, 2025	-	-	-	-	-	-
Accumulated depreciation	-	-	-	-	-	-
As at March 31, 2023	-	-	-	-	-	-
Depreciation for the year	-	-	-	-	-	-
As at March 31, 2024	-	-	-	-	-	-
Depreciation for the year	-	-	-	-	-	-
As at March 31, 2025	-	-	-	-	-	-
Carrying amounts(net)	-	-	-	-	-	-
At 31 March 2023	-	-	-	-	-	-
At 31 March 2024	-	-	-	-	-	-
At 31 March 2025	-	-	-	-	-	-



FILATEX MINES AND MINERALS PRIVATE LIMITED
P.NO. 111, F.NO.503, 8-3-1100/1&1100/5 JYOTHI SPLENDOR APPTS, SRI NAGAR COLONY,
HYDERABAD, TELANGANA, INDIA, 500073
CIN:U14290TG2022PTC164868
Notes to financials statements

NOTE NO: 3 NON CURRENT INVESTMENTS:

(Rs. in 000's)

PARTICULARS	As at March 31, 2025	As at March 31, 2024
(A) Investment In Subsidiary Company carried at Cost Investments in Equity Instruments		
(B) Investment In Other Companies carried at Cost SH Infra And Mining	10,200.00	10,200.00
	10,200.00	10,200.00

NOTE NO: 4 Loans

PARTICULARS	As at March 31, 2025	As at March 31, 2024
Considered good and unsecured Security Deposits Loan to Related Parties Other Loans and Advances	31,935.37	30,843.08
	31,935.37	30,843.08

NOTE NO: 5 Other non current assets

PARTICULARS	As at March 31, 2025	As at March 31, 2024
MISCELLANEOUS EXPENDITURE Prel & Preoperative Expenses Less : Written off	- - -	- - -

NOTE NO: 6 INVENTORIES:

PARTICULARS	As at March 31, 2025	As at March 31, 2024
(a) Stocks	3,728.57	3,074.24
	3,728.57	3,074.24

NOTE NO: 7 Trade receivables

PARTICULARS	As at March 31, 2025	As at March 31, 2024
Considered good and secured Considered good and unsecured Doubtful which have significant increase in Credit risk Credit Impaired	1,27,084.32	58,130.33
	1,27,084.32	58,130.33

NOTE NO: 8 CASH AND CASH EQUIVALENTS:


PARTICULARS	As at March 31, 2025	As at March 31, 2024
(a) Balance with banks	171.81	205.92
(b) Cheques in Hand	1,769.58	49.32
(c) Cash on Hand	1,941.39	255.23



NOTE NO: 9 Short Term Loans and advances		
PARTICULARS	As at March 31, 2025	As at March 31, 2024
Advance to Supplies	-	-
Other Loans & Advances	70,591.73	76,577.86
	70,591.73	76,577.86
NOTE NO: 10 OTHER CURRENT ASSETS:		
PARTICULARS	As at March 31, 2025	As at March 31, 2024
CESS on Purchases	14.59	14.59
Input IGST	120.10	102.13
Preliminary Expenses to be writtenoff	1,000.00	1,000.00
TDS Receivable	60.00	-
TCS on Purchases	133.14	133.14
	1,327.83	1,249.86
NOTE NO: 12 Reserves and Surplus		
PARTICULARS	As at March 31, 2025	As at March 31, 2024
(a) Securities Premium:	-	-
(b) General Reserve:	-	-
(c') Capital Reserve - Forfeiture of shares	-	-
(d) Retained earnings:		
Opening balance	1,406.69	436.57
(+) Net profit during the year	460.69	970.12
Closing balance	1,867.38	1,406.69
(e) Other Comprehensive income:	-	-
Total (a+b+c+d+e)	1,867.38	1,406.69
NOTE NO: 13 Non-Current Borrowings		
PARTICULARS	As at March 31, 2025	As at March 31, 2024
Secured Term Loans form Banks	-	-
Unsecured	10,200.00	10,200.00
From Others	-	-
	10,200.00	10,200.00



NOTE NO: 14 Deferred tax liabilities (Net)		
PARTICULARS	As at March 31, 2025	As at March 31, 2024
Opening Balance	-	-
Provision for Deferred Tax Liabilities	-	-
	-	-
NOTE NO: 15 Current Borrowings		
PARTICULARS	As at March 31, 2025	As at March 31, 2024
Loans repayable on demand	-	-
Cash Credit from State Bank of India (secured by inventories & receivables and guaranteed by directors and others)	-	-
Unsecured Loan	-	-
	-	-
NOTE NO: 16 Trade Payables		
PARTICULARS	As at March 31, 2025	As at March 31, 2024
Outstanding dues to Micro, Small and Medium Enterprises		
Outstanding dues to creditors other than Micro, Small and Medium Enterprises		
Outstanding dues to related parties	70,529.13	5,781.37
	-	-
	70,529.13	5,781.37
NOTE NO: 17 OTHER CURRENT LIABILITIES:		
PARTICULARS	As at March 31, 2025	As at March 31, 2024
Statutory Liabilities		
Director Remuneration Payable	2,185.00	1,105.00
Audit Fee Payable	150.00	120.00
Expenses Payable	838.29	286.39
TCS on Sales	131.68	131.68
TDS Payable	230.00	95.00
GST Payable	15.87	363.63
Other Payables	500.00	500.00
	4,050.84	2,601.69
NOTE NO: 18 Current tax liabilities(Net)		
PARTICULARS	As at March 31, 2025	As at March 31, 2024
Provision for Income Tax	161.86	340.85
	161.86	340.85



FILATEX MINES AND MINERALS PRIVATE LIMITED
P.NO. 111, F.NO.503, 8-3-1100/1&1100/5 JYOTHI SPLENDOUR APPTS, SRI NAGAR COLONY, HYDERABAD, TELANGANA, INDIA, 500073
CIN:U14290TG2022PTC164868
Notes to the financial statements

NOTE NO:11: EQUITY SHARE CAPITAL:

PARTICULARS	As At March 31, 2025 (Rs. in 000's)		As At March 31, 2024 (Rs. in 000's)	
	Number		Number	
Authorised Equity Shares of Rs. 1/- each	20,00,00,000	2,00,00,000	20,00,00,000	2,00,00,000
Issued, Subscribed and Paid up Equity Shares of Rs. 1/- each fully paid up	16,00,00,000	1,60,00,000	16,00,00,000	1,60,00,000
Total	16,00,00,000	1,60,00,000	16,00,00,000	1,60,00,000

Foot note:

(a) Reconciliation of the number of shares outstanding as at March 31, 2025 & March 31, 2024:

PARTICULARS	As At March 31, 2025 (Rs. in 000's)		As At March 31, 2024 (Rs. in 000's)	
	Number		Number	
Equity Shares outstanding at the beginning of the year				
Equity sharesRs. @10/- each			10,000	100
Deletions during the year @10/each			10,000	100
Closing Balance at the end of the year				
Equity Shares outstanding at the beginning of the year	16,00,00,000	1,60,00,000	16,00,00,000	1,60,00,000
Additions -Equity Shares @Rs. 1/ each				
Equity Shares outstanding at the end of the year (@ Rs.1/- each)	16,00,00,000	1,60,00,000	16,00,00,000	1,60,00,000

(b) Details of Shareholders holding more than 5 % shares:

PARTICULARS	As At March 31, 2025		As At March 31, 2024	
	No. of Shares	% of Holding	No. of Shares	% of Holding
1 Filatex Fashions Ltd	15,70,00,000	98.13%	15,70,00,000	98.13%

(c) Terms and rights attached to the equity shares:

The Company has only one class of equity shares having par value of Rs.1/- each at the end of the year. Each holder of equity shares is entitled for one vote per share.

Distribution of dividends and repayment of capital, if any, by the company, shall be subject to the provisions of applicable laws.



FILATEX MINES AND MINERALS PRIVATE LIMITED
P.NO. 111, F.NO.503, 8-3-1100/1&1100/5 JYOTHI SPLENDOUR APPTS, SRI NAGAR COLONY, HYDERABAD, TELANGANA,
INDIA, 500073
CIN:U14290TG2022PTC164868

Notes to the financial statements

NOTE NO: 19 Revenue from Operations

PARTICULARS	For the Period ended March, 2025	For the year ended March, 2024
	(Rs. in 000's)	
Sales	-	52,500.00
	73,259.91	52,500.00
	73,259.91	52,500.00

NOTE NO: 20 Other Income

PARTICULARS	For the Period ended March, 2025	For the year ended March, 2024
	(Rs. in 000's)	
Other Income	-	0.72
	1,500.00	0.72
	1,500.00	0.72

NOTE NO: 20 21 Cost of Materials Consumed

PARTICULARS	For the Period ended March, 2025	For the year ended March, 2024
	(Rs. in 000's)	
Purchases	-	50,308.59
	71,867.37	50,308.59
	71,867.37	50,308.59

NOTE NO: 22 Changes in Inventories of Finished Goods

PARTICULARS	For the Period ended March, 2025	For the year ended March, 2024
	(Rs. in 000's)	
Opening Cost	3,074.24	2,301.74
Less: Closing Stock	3,728.57	3,074.24
	-654.33	-772.50

NOTE NO: 23 EMPLOYEE BENEFITS EXPENSE:

PARTICULARS	For the Period ended March, 2025	For the year ended March, 2024
	(Rs. in 000's)	
(a) Salaries & Wages	325.00	30.00
(b) Contribution to provident and other funds	-	-
(c) Gratuity and Leave Encashment	-	-
(d) Staff welfare expenses	-	-
	325.00	30.00

NOTE NO: 24 Finance Cost

PARTICULARS	For the Period ended March, 2025	For the year ended March, 2024
	(Rs. in 000's)	
Interest on Cash Credit	-	-
Interest on Vehicle Loans	-	-
	-	-



NOTE NO: 25 OTHER EXPENSES:

PARTICULARS	For the Period ended	For the year ended March,
	March, 2025	2024
	-	(Rs. in 000's)
Audit fee	150.00	100.00
Bank Charges	4.47	4.19
Labour charges	-	120.15
Directors Remuneration	1,200.00	900.00
Office Maintenance	26.08	32.56
General Expenses	0.32	112.51
Printing & Stationery	8.64	5.38
Electricity Charges	64.12	59.66
GST Late Filing Fee	7.00	5.00
Interest on GST	14.06	
Interest on IT	59.70	1.59
Salaries	524.50	
Office Rent	270.00	240.00
Professional Charges	150.00	-
Travelling Expenses	-	9.58
Repairs and Maintenance	120.44	33.04
	2,599.31	1,623.66




Note No: 27 Trade Payables Ageing

(i) Trade Payable ageing schedule for the year ended March 31 2025 :

Particulars	Not due	Outstanding for following periods from due date of payment for the Financial year 2024-25				Total
		Less than 1 year	1 to 2 years	2 to 3 years	More than 3 years	
		(i) Undisputed dues - MSME	-	-	-	
(ii) Undisputed dues - Others	-	5,192.49	588.88	-	-	
(iii) Disputed dues - MSME	-	-	-	-	-	
(iv) Disputed dues - Others	-	-	-	-	-	
Total	-	5,192.49	588.88	-	70,529.13	

(ii) Trade Payable ageing schedule for the year ended March 31 2024:

Particulars	Not due	Outstanding for following periods from due date of payment for the Financial year 2023-24				Total
		Less than 1 year	1 to 2 years	2 to 3 years	More than 3 years	
		(i) Undisputed dues - MSME	-	-	-	
(ii) Undisputed dues - Others	-	588.88	-	-	-	
(iii) Disputed dues - MSME	-	-	-	-	-	
(iv) Disputed dues - Others	-	-	-	-	-	
Total	-	588.88	-	-	5,781.37	




Note No: 26 Trade Receivables Ageing

(i) Trade Receivables ageing schedule for the year ended March 31, 2025:

Particulars	Not due	Outstanding for following periods from due date of payment for the financial year 2023-24					Total
		Less than 6 months	6 months to 1 year	1 to 2 years	2 to 3 years	More than 3 Years	
		(i) Undisputed Trade Receivables considered good	-	44,767.39	41,679.30	40,637.63	
(ii) Undisputed Trade Receivables – which have significant increase in credit risk	-	-	-	-	-	-	-
(iii) Undisputed trade receivables – credit impaired	-	-	-	-	-	-	-
(iv) Disputed Trade Receivables– considered good	-	-	-	-	-	-	-
(v) Disputed Trade Receivables – which have significant increase in credit risk	-	-	-	-	-	-	-
(vi) Disputed Trade Receivables – credit impaired	-	-	-	-	-	-	-

(ii) Trade Receivables ageing schedule for the year ended March 31, 2024:

Particulars	Not due	Outstanding for following periods from due date of payment for the financial year 2023-24					Total
		Less than 6 months	6 months to 1 year	1 to 2 years	2 to 3 years	More than 3 Years	
		(i) Undisputed Trade receivables considered good	-	61,950	(3,819.67)	-	
(ii) Undisputed Trade Receivables – which have significant increase in credit risk	-	-	-	-	-	-	-
(iii) Undisputed Trade Receivables – credit impaired	-	-	-	-	-	-	-
(iv) Disputed Trade Receivables– considered good	-	-	-	-	-	-	-
(v) Disputed Trade Receivables – which have significant increase in credit risk	-	-	-	-	-	-	-
(vi) Disputed Trade Receivables – credit impaired	-	-	-	-	-	-	-



Note 28 : Additional Regulatory Information

Financial Ratios:

Liquidity Ratio	Numerator	Denominator	Current Period	Previous Period	% of variance	Reason for variance
Current Ratio (times)	Current Assets	Current Liabilities	2.74	15.97	-82.85%	Owing to Increase Turnover and Trade Receivables correspondingly
Solvency Ratio						
Debt-Equity Ratio (times)	Total Debt	Shareholders Eqty	0.06	0.06	0.00%	
Profitability ratio						
Profitability ratio	Net Profit	Revenue from Operations	0.63%	1.85%	-65.97%	Owing to reduction in profit after tax for the year and increase in net worth on account of profit of the year
Return on Equity Ratio (%)	Net profit after taxes	Average Shareholder's Equity	0.29%	0.74%	-61.54%	Owing to reduction in profit after tax for the year and increase in net worth on account of profit of the year
Return on Capital employed (%)	Earnings Before Interest and Taxes (EBIT)	Capital Employed	0.38%	0.81%	-52.65%	Owing to reduction in profit after tax for the year and increase in net worth on account of profit of the year
Utilization Ratio						
Trade Receivables turnover ratio (times)	Gross Revenue from Operations	Average Receivables	0.79	1.80	-56.07%	As increased in turnover, there were outstanding Receivables higher than previous year
Inventory turnover ratio (times)	Net Revenue from Operations	Average Inventory	21.54	19.53	10.27%	It increased due to Higher purchases as compared to previous year
Trade payables turnover ratio (times)	Net Purchases from Operations	Trade payables	1.88	15.80	-88.08%	As increased in Turnover and corresponding Purchases, there were outstanding payables higher than previous year
Net capital turnover ratio (times)	Net Revenue from Operations	Shareholder's Equity Capital(4)	0.45	0.33	39.15%	As the Revenue increased as compared to previous year


Notes

- There are no transactions with struck off companies under section 248 or 560.
- No charges or satisfaction is yet to be registered with Registrar of Companies beyond the statutory period.
- The Company has no subsidiaries and hence compliance with the no. of layers prescribed u/s 2(87) read with the applicable Rules is not
- There is no Scheme of Arrangements that has been approved in terms of sections 230 to 237.
- The company has not advanced/loaned/invested or received funds (either borrowed funds or share premium or any other sources or kind of
- There are no transactions that are not recorded in the books of account to be surrendered or disclosed as income during the year in the tax
- The company is not covered under section 135.
- The Company has not traded or invested in Crypto currency or Virtual Currency during the financial year.

For MGR & CO
Chartered Accountants
Firm Reg.No.012787S




CA M G RAO
Partner
Place: Hyderabad
Date : 12/05/2025
UDIN: 25029893BMHAMM6630



For Filatex Mines And Minerals Private Limited

Yash Sethia
(Director)
DIN : 07959471



Prabhat Sethia
(Director)
DIN : 00898415