



Filatex Fashions Ltd.

July 31, 2020

To
The Department of Corporate Services,
The Bombay Stock Exchange Limited,
25th Floor, Phiroz Jeejeebhoy Towers,
Dalal Street, Mumbai – 400 001

Dear Sir/Madam,

Sub: Intimation of the Outcome of Board Meeting – Submission of Audited Results for 4th Quarter of Financial year 2019-20 along with Audit Report – Reg. Ref : BSE Scrip Code : 532022

Under the provisions of Regulation 33 of SEBI (LODR) Regulations, 2015, Board Meeting of the Company held today, i.e. 31st July, 2020 interalia –

- Has approved the Audited Financial Results for the year ended 31st March, 2020 and Quarter ended 31st March, 2020. A Copy of the same is enclosed for your information, along with Auditors Report from Statutory Auditors and Declaration.

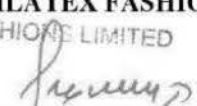
Kindly take on record the above and acknowledge the receipt of the same.

Thanking you,

Yours truly,

For FILATEX FASHIONS LIMITED

For FILATEX FASHIONS LIMITED


PRABHAT SETHIA
MANAGING DIRECTOR
DIN 00699415



Rating: SE 2B

8-2-682/3/A #201, Mayfair Garden Apartments, Road No.12,

Banjara Hills, Hyderabad – 500 034

Ph: +91-40 66748931, Fax: +91-40 66748930, E-mail: unisox@yahoo.com

CIN NO: L51491AP1994PLCO17158



ISO 9001 : 2008 Certified

FILATEX FASHIONS LIMITED

AUDITED FINANCIAL RESULTS FOR THE QUARTER AND YEAR ENDED ON 31st March, 2020

(₹ in lakhs except per share data)

Sr. No.	Particulars	STANDALONE				
		QUARTER ENDED			YEAR ENDED	
		31.03.2020 (AUDITED)	31.12.2019 (UNAUDITED)	31.03.2019 (AUDITED)	31.03.2020 (AUDITED)	31.03.2019 (AUDITED)
1	(a) Gross Sales / Income from Operations	320.38	1787.66	1928.34	5866.97	4366.07
	(b) Other Income	155.08	0.24	34.05	155.80	34.46
	Total Income	475.46	1787.90	1962.39	6022.77	4400.53
2	Expenditure					
	(a) Consumption of Raw Material	284.77	1700.56	1861.39	5538.65	4091.25
	(b) Purchase of stock-in-trade	0.00	0.00	0.00	0.00	0.00
	(c) Changes in inventories of Finished Goods, Work in progress and stock-in-trade	-26.26	0.32	1.03	3.46	-0.24
	(d) Employee Cost	27.58	22.22	38.19	97.29	102.50
	(e) Finance Cost	0.00	0.55	1.00	2.86	4.02
	(f) Depreciation & Amortisation Expenses	9.99	14.40	17.71	50.29	52.71
	(g) Other Expenditure	132.03	30.06	23.26	240.09	106.64
	Total Expenditures	428.11	1768.11	1942.58	5932.64	4356.88
3	Profit / (Loss) from Operations before Exceptional and Tax (1-2)	47.35	19.79	19.81	90.13	43.65
4	Exceptional Items	0	0	0	0	0
5	Profit before tax (3+4)	47.35	19.79	19.81	90.13	43.65
6	Tax expenses					
	Current Tax	13.50	4.00	2.00	22.46	18.37
	Deferred Tax	-0.51	0.00	0.00	-0.51	-5.17
7	Profit/(Loss) for the period from Continuing Operations (after tax) (5-6)	34.36	15.79	17.81	68.18	30.45
8	Profit/(Loss) from Discontinuing Operation	0	0	0	0	0
9	Tax Expenses of Discontinuing Operation	0	0	0	0	0
10	Profit/(Loss) from Discontinuing Operation (after tax) (8-9)	0	0	0	0	0
11	Profit / (Loss) for the period (7+10)	34.36	15.79	17.81	68.18	30.45
12	Other Comprehensive Income	0	0	0	0	0
13	Net Profit/ (Loss) (including Comprehensive Income) (11+12)	34.36	15.79	17.81	68.18	30.45
14	Paid-up Equity Share Capital (Face Value of Rs. 5/-)	4840.73	1452.73	1452.73	4840.73	1452.73
15	(i) Earning per share (before and after Extra Ordinary items)					
	- Basic	0.04	0.05	0.06	0.07	0.10
	- Diluted	0.04	0.05	0.06	0.07	0.03

- The above financial results were duly reviewed and recommended by the Audit Committee of the company and subsequently approved by the Board of Directors in its Meeting held on 31/07/2020 at Hyderabad. The Statutory Auditors have carried a Limited Review of said Financial Results.
- The Company has adopted Indian Accounting Standard ("Ind AS") w.e.f. April 2017. The above results have been prepared in accordance with the companies (Indian Accounting Standards) Rules 2015 prescribed under section 133 of the Companies Act 2013 and other recognition accounting practice and policies to the extent applicable. The date of transaction being April 1, 2016 the impact of transaction from Indian GAAP to Ind AS has been accounting for in opening Reserves and the Comparative period results have been restated accordingly.

- 3 First time adoption of IND AS : In preparing these financial statement the Company has applied the following significant optional exemption in addition to those which are mandatory. Optional exemption availed Property, Plant and Equipment and Intangible Assets as permitted by IND AS 101, the Company has elected to continue with the carrying values under GAAP for all items of property, plant and equipment, including intangible assets.
- 4 The Company has been operting in Single business Segment i.e. cotton products. Segment reporting as per IND AS 108 is not App.

Place : Hyderabad

Date : 31.07.2020

For FILATEX FASHIONS LIMITED
For FILATEX FASHIONS LIMITED

PRABHATH SETHIA
MANAGING DIRECTOR
DIN 00699415



Filatex Fashions Ltd.

DECLARATION

In terms of regulation 33(3)(d) of SEBI (Listing Obligations and Disclosure Requirements) Regulations, 2015 as amended by SEBI (Listing Obligations and Disclosure Requirements) (Amendment) Regulations, 2016, we hereby declare that M/s. CMT & Associates, Chartered Accountants, the Statutory Auditors of the Company have issued an Audit Report with unmodified opinion on the audited financial results of the Company for the period ended on 31st March 2020.

Request you to take the same on your record.

For **FILATEX FASHIONS LIMITED**

For FILATEX FASHIONS LIMITED


PRABHAT SETHIA
MANAGING DIRECTOR
DIN 00699415



Rating: SE 2B

8-2-682/3/A #201, Mayfair Garden Apartments, Road No.12,
Banjara Hills, Hyderabad – 500 034
Ph: +91 -40 66748931, Fax: +91-40 667 48930, E-mail: unisox@yahoo.com
CIN NO: L51491AP1994PLCO17158



ISO 9001 : 2008 Certified



INDEPENDENT AUDITOR'S REPORT

TO THE BOARD OF DIRECTORS OF THE
FILATEX FASHIONS LIMITED

1. We have audited the accompanying Statement of Financial Results of FILATEX FASHIONS LIMITED ("the Company"), for the year ended March 31, 2020 ("the Statement"), being submitted by the Company pursuant to the requirement of Regulation 33 of the SEBI (Listing Obligations and Disclosure Requirements) Regulations, 2015, as modified by Circular No. CIR/CFD/FAC/62/2016 dated July 5, 2016.

2. This Statement, which is the responsibility of the Company's Management and approved by the Board of Directors, has been compiled from the related Ind AS financial statements which has been prepared in accordance with the Indian Accounting Standards prescribed under Section 133 of the Companies Act, 2013 read with relevant rules issued there under ('Ind AS') and other accounting principles generally accepted in India. Our responsibility is to express an opinion on the Statement based on our audit of such financial statements.


3. We conducted our audit in accordance with the Standards on Auditing issued by the Institute of Chartered Accountants of India. Those Standards require that we comply with ethical requirements and plan and perform the audit to obtain reasonable assurance about whether the Statement is free from material misstatement.

An audit involves performing procedures to obtain audit evidence about the amounts and the disclosures in the Statement. The procedures selected depend on the auditor's judgment, including the assessment of the risks of material misstatement of the Statement, whether due to fraud or error. In making those risk assessments, the auditor considers internal control relevant to the Company's preparation and fair presentation of the Statement in order to design audit procedures that are appropriate in the circumstances, but not for the purpose of expressing an opinion on the effectiveness of the Company's internal control. An audit also includes evaluating the appropriateness of the accounting policies used and the reasonableness of the accounting estimates made by the Management, as well as evaluating the overall presentation of the Statement.

We believe that the audit evidence obtained by us is sufficient and appropriate to provide a basis for our audit opinion.

4. In our opinion and to the best of our information and according to the explanations given to us, the Statement:

- (i) is presented in accordance with the requirements of Regulation 33 of the SEBI (Listing Obligations and Disclosure Requirements) Regulations, 2015, as modified - by Circular No. CIR/CFD/FAC/62/2016 dated July 5, 2016; and
- (ii) gives a true and fair view in conformity with the aforesaid Indian Accounting Standards and other accounting principles generally accepted in India of the net profit and Total comprehensive income and other financial information of the Company for the year ended March 31, 2020.



5. The Statement includes the results for the Quarter ended March 31, 2020 being the balancing figure between audited figures in respect of the full financial year and the published year to date figures up to the third quarter of the current financial year which were subject to limited review by us.

For C MT & Associates

Chartered Accountants


Firm Reg No: 011515S

CA Muneesh Babu S

Partner

Membership No: 242526

UDIN No: 20242526AAAHL3582



Place: Hyderabad

Date: 05.09.2020

STATEMENT OF ASSETS AND LIABILITIES AS AT March 31, 2020 (Rs. in lacs)			
	Standalone Statement of Assets & Liabilities	As At 31st March 2020	As At 31st March,2019
	Particulars	AUDITED	AUDITED
(1)	ASSETS Non-current Assets		
		3202.35	1909.95
	(a) <i>Property, Plant and Equipment</i>	243.06	266.28
	(b) Financial assets	135.00	135.00
	(i) Investments	0	0
	(ii) Loans	2382.94	1041.13
	(iii) Others	0	0
	(c) Deferred tax assets (net)	10.24	9.73
	(d) Other non-current assets	431.11	457.81
(2)	Current assets	65.07	62.52
	(a) Inventories		
	(b) Financial assets	4867.11	4510.10
	(i) Trade Receivables	4311.82	3910.72
	(ii) Cash and cash equivalents	44.27	92.37
	(iii) Others	16.02	15.17
	(c) Current tax assets (Net)	0.00	0.00
	(d) Other current assets	495.00	491.84
	Total Assets	8134.53	6482.57
	EQUITY AND LIABILITIES		
	Equity		
(a)	Equity Share Capital	4840.73	1452.73
(b)	Other equity	2276.34	4182.54
	Liabilities	7117.07	5635.27
(1)	Non-current liabilities		
	(a) Financial liabilities		
	(i) Borrowings	30.03	76.89
	(ii) Other financial liabilities	0.00	0.00
	(b) Other non-current liabilities	0.00	0.00
	(c) Deferred Tax Liabilities (Net)	0.00	0.00
(2)	Current liabilities		
	(a) Financial liabilities	987.43	770.41
	(i) Borrowings	0.00	0.00
	(ii) Trade Payables	900.57	664.40
	(iii) Other financial liabilities	24.82	32.22
	(b) Other current liabilities	62.04	73.79
	Total Equity and Liabilities	8134.53	6482.57

Cash flow statement for the year ended 31st March, 2020

	Particulars	For the year ended 31st March, 2020		For the year ended 31st March, 2019	
A.	Cash flow from Operating activities				
	Profit before tax		90.13		43.65
	Adjustments for:				
	Depreciation and Amortisation	50.29		52.71	
	Interest expense	2.86		4.02	
	Interest Income	-153.27		-33.50	
			-100.11		23.22
	Operating Profit Before Working Capital Changes		-9.98		66.88
	Change in Trade Receivables	-401.10		-886.63	
	Change in Deposits, loans and advances	-1342.32		-836.55	
	Change in Inventories	-2.54		-1.77	
	Change in Other Non current	26.70		-228.38	
	Change in Other Current Assets	-3.17		-46.91	
	Change in Trade Payables	236.17		631.71	
	Change in Other Financial Liabilities	-7.86		3.14	
	Change in Provisions	0.46		10.87	
	Change in Other Current liabilities	-11.76		-25.64	
			-1505.40		-1380.16
	Cash Generated from Operating activities		-1515.38		-1313.28
	<i>less: Taxes Paid</i>		21.96		13.20
	Net Cash Generated from Operating activities		-1537.34		-1326.48
B.	Cash flow from Investment activities				
	Capital Expenditure on Fixed Assets including CWIP	-27.07		-78.11	
	Interest received On Fixed Deposits	153.27		33.50	
	Net Cash used in Investing Activities		126.19		-44.61
C.	Cash flow from Financing activities				
	Increase in Share Capital including Premium	1413.62		1452.50	
	Proceeds from Long & Short Borrowings	-46.86		-57.43	
	Interest paid on borrowings	-2.86		-4.02	
	Net Cash flow from Financing activities		1363.90		1391.05
	Net Cash Increase in Cash and Cash Equivalents (A+B+C)		-47.25		19.96
	Cash and Cash equivalents at the beginning of the Year		107.54		87.58
	Cash and Cash equivalents at the end of the Year*		60.30		107.54

* Cash and cash equivalents includes other balances with banks

The notes referred to above form an integral part of financial statements